















ELECCIONES PARLAMENTARIAS 2005

ESCRUTINIOS GENERALES DIPUTADOS X REGION















LOS LAGOS

	 LISTA A FUERZA REGIONAL INDEPENDIENTE				 LISTA B CONCERTACION DEMOCRATICA						 LISTA C JUNTOS PODEMOS MAS				 LISTA D ALIANZA				CAND. INDEP.			
	PAR 	ANI 	INDEP.	TOTAL	P.D.C. 	P.P.D. 	P.S. 	P.R.S.D. 	INDEP.	TOTAL	P.C.CH. 	PH 	INDEP.	TOTAL	R.N. 	U.D.I. 	INDEP.	TOTAL				
DISTRITO 53																						
CORRAL		96		96	849		836		1.685	56		22	78		485	467	952		149	106	3.066	
LANCO		257		257	1.866		1.601		3.467	149		51	200		1.060	2.703	3.763		283	282	8.252	
MAFIL		148		148	886		839		1.725	56		32	88		739	986	1.725		132	159	3.977	
MARIQUINA		336		336	2.238		2.004		4.242	192		58	250		1.169	2.069	3.238		432	434	8.932	
VALDIVIA		1.367		1.367	16.300		18.226		34.526	1.501		715	2.216		6.909	15.821	22.730		2.356	1.647	64.842	
TOTAL DISTRITO		2.204		2.204	22.139		23.506		45.645	1.954		878	2.832		10.362	22.046	32.408		3.352	2.628	89.069	
DISTRITO 54																						
FUTRONO		151	138	289	1.030	2.598			3.628	122			122	204	2.109		2.313		238	311	6.901	
LA UNION		342	258	600	1.745	10.203			11.948	312			312	1.302	4.548		5.850		644	623	19.977	
LAGO RANCO		160	123	283	780	1.162			1.942	122			122	274	1.955		2.229		209	256	5.041	
LOS LAGOS		302	221	523	1.601	2.970			4.571	266			266	546	2.743		3.289		365	442	9.456	
PAILLACO		236	198	434	1.338	4.030			5.368	193			193	612	3.210		3.822		323	411	10.551	
PANGUIPULLI		854	380	1.234	2.103	5.585			7.688	346			346	1.057	3.554		4.611		736	833	15.448	
RIO BUENO		405	327	732	2.449	5.267			7.716	475			475	2.861	3.632		6.493		660	663	16.739	
TOTAL DISTRITO		2.450	1.645	4.095	11.046	31.815			42.861	1.836			1.836	6.856	21.751		28.607		3.175	3.539	84.113	
DISTRITO 55																						
OSORNO			1.585	1.585	25.160		11.700		36.860	2.161		1.221	3.382		18.642	7.732	26.374		3.023	2.369	73.593	
SAN JUAN DE LA COSTA			122	122	1.731		513		2.244	77		44	121		1.115	417	1.532		148	165	4.332	
SAN PABLO			184	184	2.308		717		3.025	130		84	214		1.697	664	2.361		249	289	6.322	
TOTAL DISTRITO			1.891	1.891	29.199		12.930		42.129	2.368		1.349	3.717		21.454	8.813	30.267		3.420	2.823	84.247	

ELECCIONES PARLAMENTARIAS 2005

ESCRUTINIOS GENERALES DIPUTADOS X REGION















LOS LAGOS

	 LISTA A FUERZA REGIONAL INDEPENDIENTE				 LISTA B CONCERTACION DEMOCRATICA						 LISTA C JUNTOS PODEMOS MAS				 LISTA D ALIANZA				CAND. INDEP.			
	PAR 	ANI 	INDEP.	TOTAL	P.D.C. 	P.P.D. 	P.S. 	P.R.S.D. 	INDEP.	TOTAL	P.C.CH. 	PH 	INDEP.	TOTAL	R.N. 	U.D.I. 	INDEP.	TOTAL				
DISTRITO 56																						
FRESIA			156	156	1.241		3.018			4.259	101		32	133	1.154	1.310		2.464		199	314	7.525
FRUTILLAR			158	158	464		3.826			4.290	150		45	195	1.083	1.412		2.495		285	289	7.712
LLANQUIHUE			214	214	864		3.835			4.699	200		86	286	857	1.494		2.351		323	382	8.255
LOS MUERMOS			229	229	412		3.437			3.849	111		57	168	861	2.613		3.474		325	537	8.582
PUERTO OCTAY			179	179	776		1.757			2.533	122		25	147	603	1.211		1.814		199	257	5.129
PUERTO VARAS			388	388	1.395		5.563			6.958	389		110	499	2.173	5.364		7.537		687	767	16.836
PURRANQUE			370	370	955		4.135			5.090	247		54	301	2.023	2.717		4.740		460	516	11.477
PUYEHUE			254	254	950		2.129			3.079	165		55	220	791	1.668		2.459		292	302	6.606
RIO NEGRO			222	222	799		2.752			3.551	146		43	189	1.983	1.279		3.262		311	314	7.849
TOTAL DISTRITO			2.170	2.170	7.856		30.452			38.308	1.631		507	2.138	11.528	19.068		30.596		3.081	3.678	79.971
DISTRITO 57																						
CALBUCO			473	473	2.856	2.372				5.228	636			636	1.520	3.621		5.141		727	1.376	13.581
COCHAMO			62	62	403	321				724	46			46	346	578		924		116	212	2.084
MAULLIN			236	236	2.851	1.169				4.020	191			191	702	2.047		2.749		298	526	8.020
PUERTO MONTT			1.421	1.421	16.212	17.850				34.062	3.503			3.503	9.054	16.368		25.422		3.378	3.050	70.836
TOTAL DISTRITO			2.192	2.192	22.322	21.712				44.034	4.376			4.376	11.622	22.614		34.236		4.519	5.164	94.521

ELECCIONES PARLAMENTARIAS 2005

ESCRUTINIOS GENERALES DIPUTADOS X REGION

LOS LAGOS

	 LISTA A FUERZA REGIONAL INDEPENDIENTE				 LISTA B CONCERTACION DEMOCRATICA						 LISTA C JUNTOS PODEMOS MAS				 LISTA D ALIANZA				CAND. INDEP.			
	PAR 	ANI 	INDEP.	TOTAL	P.D.C. 	P.P.D. 	P.S. 	P.R.S.D. 	INDEP.	TOTAL	P.C.CH. 	PH 	INDEP.	TOTAL	R.N. 	U.D.I. 	INDEP.	TOTAL				
DISTRITO 58																						
ANCUD			343	343	6.324	2.314				8.638	522		132	654	3.372	4.761		8.133		851	915	19.534
CASTRO			243	243	5.618	2.041				7.659	1.007		68	1.075	3.332	3.415		6.747		667	696	17.087
CHAITEN			56	56	895	361				1.256	59		20	79	294	995		1.289		146	241	3.067
CHONCHI			135	135	1.876	603				2.479	261		42	303	1.186	1.135		2.321		201	359	5.798
CURACO DE VELEZ			43	43	918	171				1.089	41		9	50	158	416		574		86	175	2.017
DALCAHUE			118	118	1.641	301				1.942	115		23	138	958	1.179		2.137		156	297	4.788
FUTALEUFU			24	24	277	98				375	13		9	22	261	375		636		58	90	1.205
HUALAIHUE			117	117	1.117	315				1.432	103		30	133	732	1.372		2.104		232	506	4.524
PALENA			18	18	298	102				400	13		6	19	234	126		360		28	98	923
PUQUELDON			86	86	752	409				1.161	97		9	106	256	426		682		135	170	2.340
QUEILEN			70	70	946	293				1.239	64		15	79	532	553		1.085		99	198	2.770
QUELLON			224	224	2.759	972				3.731	350		44	394	1.704	1.720		3.424		396	559	8.728
QUEMCHI			150	150	1.050	645				1.695	79		32	111	658	1.087		1.745		135	358	4.194
QUINCHAO			102	102	1.617	447				2.064	99		27	126	699	483		1.182		165	290	3.929
TOTAL DISTRITO			1.729	1.729	26.088	9.072				35.160	2.823		466	3.289	14.376	18.043		32.419		3.355	4.952	80.904
TOTAL REGION																						
TOTAL REGION		4.654	9.627	14.281	118.650	62.599	66.888			248.137	14.988		3.200	18.188	44.382	113.292	30.859	188.533		20.902	22.784	512.825
PORCENTAJE REGION		0,91	1,88	2,78	23,14	12,21	13,04			48,39	2,92		0,62	3,55	8,65	22,09	6,02	36,76		4,08	4,44	100,00